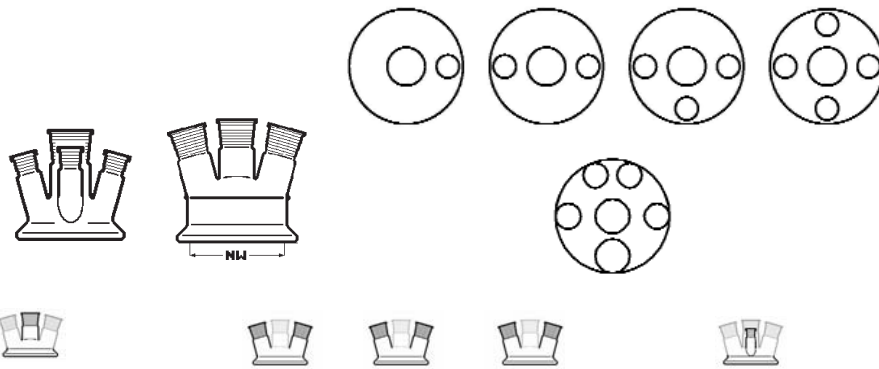


Lid adapters DN 60 (laboratory flange) for reaction vessels



mounting dimensions

center neck KF 15/3	85/100 mm
center neck NS 14	95/110 mm
center neck NS 19	100/115 mm
center neck NS 29	105/120 mm
side neck vertical NS 14	75 mm

purchase number

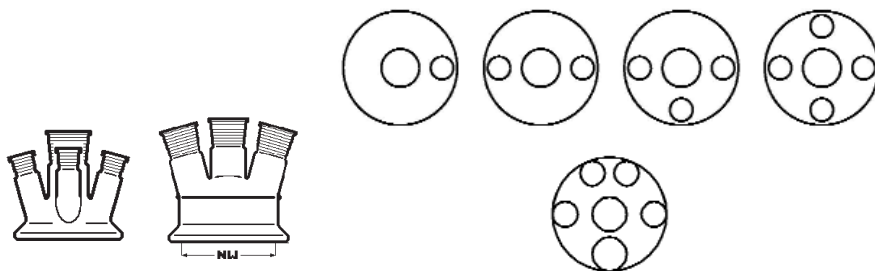
Center neck	side neck 3:00 15° angled	side neck 6:00 15° angled	side neck 9:00 vertical	side neck 12:00 15° angled	flat form	high form	
NS 14					3101110000	3102110000	
NS 14	NS 14				3101221101	3102221101	
NS 14	NS 14			NS 14	3101331101	3102331101	
NS 14	NS 14		NS 14	NS 14	3101441101	3102441101	
NS 14	NS 14	NS 14	NS 14	NS 14	3101551101	3102551101	
NS 14	NS 19	NS 14	NS 14	NS 14	3101581101	3102581101	
NS 19	NS 14				3101120000	3102120000	
NS 19	NS 14			NS 14	3101221101	3102221101	
NS 19	NS 14		NS 14	NS 14	3101321101	3102321101	
NS 19	NS 14	NS 14	NS 14	NS 14	3101421101	3102421101	
NS 19					3101521101	3102521101	
NS 29					3101140000	3102140000	
NS 29	NS 14				3101241101	3102241101	
NS 29	NS 14			NS 14	3101341101	3102341101	
NS 29	NS 14		NS 14	NS 14	3101441101	3102441101	
Center neck	side neck 1:00	side neck 3:00 vertical	side neck 6:00 15° angled	side neck 9:00 vertical	side neck 11:00 verticalt	flat form	high form
NS 14	GL14	NS 14	NS 14	NS 14	GL14	3101611101	3102611101
NS 19	GL14	NS 14	NS 14	NS 14	GL14	3101621101	3102621101

*R = Rodaviss (Socket with screw thread and lock nut)

Lid adapters DN 100 (laboratory flange) for reaction vessels

mounting dimensions

center neck KF 15/3	90 mm
center neck NS 29	110 mm
center neck NS 45	120 mm
side neck straight NS 14	90 mm
side neck straight NS 29	105 mm



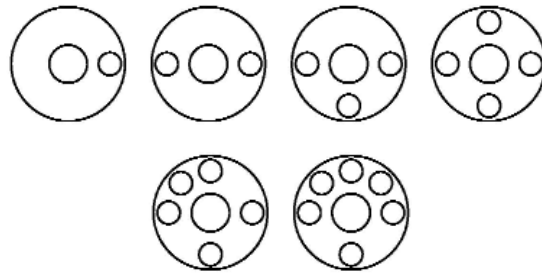
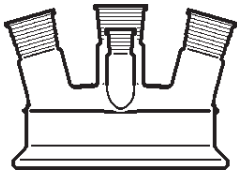
Center neck	side neck 3:00 15° angled	side neck 6:00 15° angled	side neck 9:00 15° angled	side neck 12:00 vertical	flat form	high form
NS 14,5					3111110000	3112110000
NS 24					3111130000	3112130000
NS 29					3111140000	3112140000
NS 45					3111160000	3112160000
KF 15/3					3111170000	3112170000
KF 25/3					3111180000	3112180000
Ventil 10 mm					3111100000V10	3112100000V10
Ventil 16 mm					3111100000V16	3112100000V16
Ventil 20 mm					3111100000V20	3112100000V20
NS 29	NS 29				3111241130	3112241130
KF 15/3	KF 15/3				3111272110	3112272110
KF 25/3	KF 15/3				3111282110	3112282110
NS 29	NS 29		NS 29 (15°)		3111341130	3112341130
NS 45	NS 29		NS 29 (15°)		3111361130	3112361130
KF 15/3	KF 15/3		KF 15/3 (15°)		3111372110	3112372110
KF 25/3	KF 15/3		KF 15/3 (15°)		3111382110	3112382110
NS 29	NS 29	NS 29	NS 14,5		3111441130	3112441130
NS 29R	NS 29R	NS 29R	NS 14R		3111448130	3112448130
NS 45	NS 29	NS 29	NS 14,5		3111461130	3112461130
KF 25/3	NS 29	NS 29	NS 14,5		3111481130	3112481130
NS 29	NS 29	NS 29	NS 29		3111441131	3112441131
NS 29	NS 24	NS 24	NS 24		3111441135	3112441135
NS 29	NS 24	NS 24	NS 14,5		3111441136	3112441136
NS 29R	NS 29R	NS 29R	NS 29R		3111448131	3112448131
NS 29	NS 29	NS 29	NS 14,5	NS 29	3111541130	3112541130
NS 29R	NS 29R	NS 19R	NS 29R	NS 29R	3111548132	3112548132
NS 29	NS 29	NS 29	NS 29	NS 29	3111541131	3112541131

Center neck	side neck 1:00 15° angled	side neck 3:00 vertical	side neck 6:00 15° angled	side neck 9:00 vertical	side neck 11:00 vertical	flat form	high form
NS 29	GL18	NS 29	NS 29	NS 19	GL18	3111641130	3112641130
NS 29	GL18	NS 29	NS 29	NS 29	GL18	3111641131	3112641131
NS 29	GL25	NS 29	NS 29	NS 19	GL18	3111641132	3112641132
NS 29	GL25	NS 29	NS 29	NS 29	GL18	3111641133	3112641133
NS 29R	GL18	NS 29R	NS 29R	NS 19R	GL18	3111648130	3112648130
NS 29R	GL18	NS 29R	NS 29R	NS 29R	GL18	3111648131	3112648131
NS 29R	GL25	NS 29R	NS 29R	NS 19R	GL18	3111648132	3112648132
NS 29R	GL25	NS 29R	NS 29R	NS 29R	GL18	3111648133	3112648133

*R = Rodaviss (Socket with screw thread and lock nut)

**Rot = Rotulex (ungrinded spherical joint, with O-ring seal)

Lid adapters DN 120 (/laboratory flange) for reaction vessels



mounting dimensions

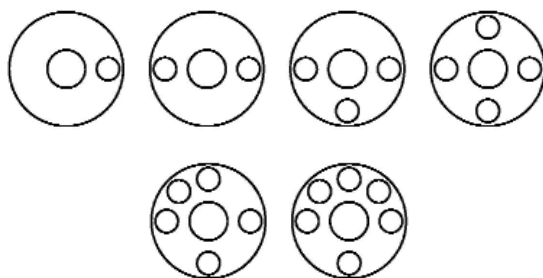
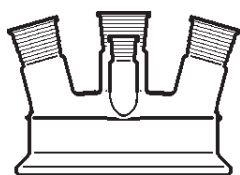
center neck KF 15/3	110 mm
center neck NS 29	130 mm
center neck NS 45	140 mm
side neck straight NS 14	120 mm
side neck straight NS 29	105 mm



DN	Center neck	Side neck 3:00 15° angled	Side neck 6:00 15° angled	Side neck 9:00 vertical	Side neck 12:00 15° angled	Purchase no. high form
120	KF 15/3	---	---	---	---	3122172000
120	KF 15/3	KF 15/3	---	---	---	3122272101
120	KF 15/3	KF 15/3	---	KF 15/3 (15°)	---	3122372101
120	NS 29	---	---	---	---	3122141000
120	NS 45	---	---	---	---	3122161000
120	Ventil 10 mm mit GL 18					31221V10GL18
120	Ventil 16 mm mit GL 25					31221V16GL25
120	Ventil 20 mm mit GL 32					31221V20GL32
120	NS 29	NS 29	---	---	---	3122241130
120	NS 45	NS 29	---	---	---	3122261130
120	NS 29	NS 29	---	NS 29 (15°)	---	3122341130
120	NS 45	NS 29	---	NS 29 (15°)	---	3122361130
120	NS 45	NS 45	---	NS 29 (15°)	---	3122361150
120	NS 29	NS 29	NS 29	NS 14	---	3122441130
120	NS 45	NS 29	NS 29	NS 14	---	3122461130
120	NS 29	NS 29	NS 29	NS 29	---	3122441131
120	NS 45	NS 29	NS 29	NS 29	---	3122461131
120	NS 29	NS 29	NS 29	NS 14	NS 29	3122541130
120	NS 45	NS 29	NS 29	NS14	NS 29	3122561130
120	NS 29	NS 29	NS 29	NS 29	NS 29	3122541131
120	NS 45	NS 29	NS 29	NS 29	NS 29	3122561131
120	NS 45	NS 45	NS 29	NS 29	NS 29 (gerade)	3122561150

DN	Mittelhals	Seitenhals 1:30 15° schräg	Seitenhals 3:00 15° schräg	Seitenhals 6:00 15° schräg	Seitenhals 9:00 gerade	Seitenhals 10:30 15° schräg	Seitenhals 12:00 gerade	Bestellnummer hohe Form
120	NS 29R*		NS 29R*	NS 29R*	NS 29R*		NS 29R*	3122548131
120	NS 29R*	---	NS 29R*	NS 29R*	NS 29R*	GL 18	GL 25	3122648130
120	NS 29R*	GL 18	NS 29R*	NS 29R*	NS 29R*	GL 18	GL 25	3122748130
120	NS 29R*	GL 18	NS 45R*	NS 29R*	NS 29R*	GL 18	GL 25	3122748150
30° schräg								
120	NS 29R*	---	NS 29R*	NS 29R*	NS 29R*	GL 18	GL 25	3122648330
120	NS 29R*	---	NS 45R*	NS 29R*	NS 29R*	GL 18	GL 25	3122648350
120	NS 29R*	---	S 41 Rot.**	NS 29R*	NS 29R*	GL 18	GL 25	3122649370
120	NS 29R*	---	S 64 Rot.**	NS 29R*	NS 29R*	GL 18	GL 25	3122649380
120	NS 29R*	GL 18	NS 29R*	NS 29R*	NS 29R*	GL 18	GL 25	3122748330
120	NS 29R*	GL 18	NS 45R*	NS 29R*	NS 29R*	GL 18	GL 25	3122748350
120	NS 29R*	GL 18	S 41 Rot.**	NS 29R*	NS 29R*	GL 18	GL 25	3122749370
120	NS 29R*	GL 18	S 64 Rot.**	NS 29R*	NS 29R*	GL 18	GL 25	3122749380

Lid adapters DN 150 (laboratory flange) for reaction vessels



mounting dimensions

center neck KF 15/3	115 mm
center neck KF 25/3	125 mm
center neck NS 29	135 mm
center neck NS 45	145 mm
side neck straight NS 14	120 mm
side neck straight NS 29	130 mm



DN	Center neck	Side neck 3:00 15° angled	Side neck 6:00 15° angled	Side neck 9:00 vertical	Side neck 12:00 15° angled	Purchase no. high form
150	KF 15/3	---	---	---	---	3132172000
150	KF 15/3	KF 15/3	---	---	---	3132272101
150	KF 15/3	KF 15/3	---	KF 15/3 (15°)	---	3132372101
150	KF 25/3	---	---	---	---	3132182000
150	KF 25/3	KF 15/3	---	---	---	3132282101
150	KF 25/3	KF 15/3	---	KF 15/3 (15°)	---	3132382101
150	NS 29	---	---	---	---	3132141000
150	NS 29	NS 29	---	---	---	3132241130
150	NS 29	NS 29	---	NS 29 (15°)	---	3132341130
150	NS 29	NS 29	NS 14	NS 29 (15°)	---	3132441130
150	NS 29	NS 29	NS 29	NS 29 (15°)	---	3132441131
150	NS 29	NS 29	NS 14	NS 29	NS 29	3132541130
150	NS 29	NS 29	NS 29	NS 29	NS 29	3132541131
150	NS 45	---	---	---	---	3132161000
150	NS 45	NS 29	---	---	---	3132261130
150	NS 45	NS 29	---	NS 29 (15°)	---	3132361130
150	NS 45	NS 45	---	NS 29 (15°)	---	3132361150
150	NS 45	NS 29	NS 14	NS 29 (15°)	---	3132461130
150	NS 45	NS 29	NS 29	NS 29 (15°)	---	3132461131
150	NS 45	NS 45	NS 29	NS 29 (15°)	---	3132461150
150	NS 45	NS 29	NS 14	NS 29	NS 29	3132561130
150	NS 45	NS 29	NS 29	NS 29	NS 29	3132561131
150	NS 45	NS 45	NS 29	NS 29	NS 29	3132561150

DN	Center neck	Side neck 1:30 15° angled	Side neck 3:00 15° angled	Side neck 6:00 15° angled	Side neck 9:00 vertical	Side neck 10:30 15° angled	Side neck 12:00 vertical	Purchase no. high form
150	NS 45R*	---	NS 29R*	NS 29R*	NS 29R*	GL 18	GL 25	3132668130
150	NS 45R*	---	NS 45R*	NS 29R*	NS 29R*	GL 18	GL 25	3132668150
150	NS 45R*	GL 18	NS 29R*	NS 29R*	NS 29R*	GL 18	GL 25	3132768130
150	NS 45R*	GL 18	NS 45R*	NS 29R*	NS 29R*	GL 18	GL 25	3132768150

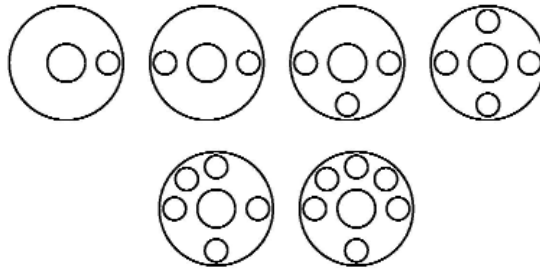
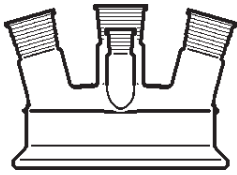
30° angled

150	NS 45R*	---	NS 29R*	NS 29R*	NS 29R*	GL 18	GL 25	3132668330
150	NS 45R*	---	NS 45R*	NS 29R*	NS 29R*	GL 18	GL 25	3132668350
150	NS 45R*	---	S 41 Rot.**	NS 29R*	NS 29R*	GL 18	GL 25	3132669370
150	NS 45R*	---	S 64 Rot.**	NS 29R*	NS 29R*	GL 18	GL 25	3132669380
150	NS 45R*	GL 18	NS 29R*	NS 29R*	NS 29R*	GL 18	GL 25	3132768330
150	NS 45R*	GL 18	NS 45R*	NS 29R*	NS 29R*	GL 18	GL 25	3132768350
150	NS 45R*	GL 18	S 41 Rot.**	NS 29R*	NS 29R*	GL 18	GL 25	3132769370
150	NS 45R*	GL 18	S 64 Rot.**	NS 29R*	NS 29R*	GL 18	GL 25	3132769380

*R = Rodaviss (Socket with screw thread and lock nut)

**Rot = Rotulex (ungrinded spherical joint, with O-ring seal)

Lid adapters DN 200 /laboratory flange) for reaction vessels



mounting dimensions

center neck KF 15/3	135 mm
center neck KF 25/3	145 mm
center neck NS 29	155 mm
center neck NS 45	165 mm
side neck straight NS 14	135 mm
side neck straight NS 29	145 mm



DN	Center neck	Side neck 3:00 15° angled	Side neck 6:00 15° angled	Side neck 9:00 vertical	Side neck 12:00 15° angled	Purchase no. high form
200	KF 15/3	---	---	---	---	3142172000
200	KF 15/3	KF 15/3	---	---	---	3142272101
200	KF 15/3	KF 15/3	---	KF 15/3 (15°)	---	3142372101
200	KF 25/3	---	---	---	---	3142182000
200	KF 25/3	KF 15/3	---	---	---	3142282101
200	KF 25/3	KF 15/3	---	KF 15/3 (15°)	---	3142382101
200	NS 45	---	---	---	---	3142161000
200	NS 45	NS 29	---	---	---	3142261130
200	NS 45	NS 29	---	NS 29 (15°)	---	3142361130
200	NS 45	NS 45	---	NS 29 (15°)	---	3142361150
200	NS 45	NS 29	NS 29	NS 14	---	3142461130
200	NS 45	NS 29	NS 29	NS 29	---	3142461131
200	NS 45	NS 45	NS 29	NS 29	---	3142461150
200	NS 45	NS 29	NS 29	NS 14	NS 29	3142561130
200	NS 45	NS 29	NS 29	NS 29	NS 29	3142561131
200	NS 45	NS 45	NS 29	NS 29	NS 29	3142561150

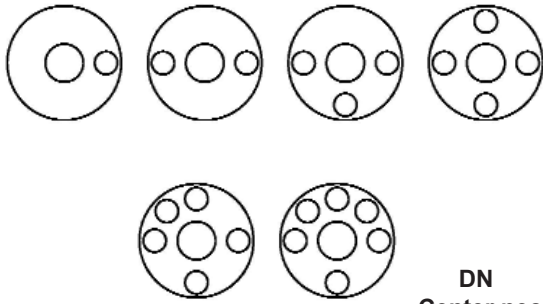
DN	Center neck	Side neck 1:30 vertical	Side neck 3:00 15° angled	Side neck 6:00 15° angled	Side neck 9:00 vertical	Side neck 10:30 vertical	Side neck 12:00 vertical	Purchase no. high form
200	NS 45R*	---	NS 29R*	NS 45R*	NS 29R*	NS 29R*	NS 29R*	3142668130
200	NS 45R*	---	NS 45R*	NS 45R*	NS 29R*	NS 29R*	NS 29R*	3142668150
200	NS 45R*	NS 29R*	NS 29R*	NS 45R*	NS 29R*	NS 29R*	NS 29R*	3142768130
200	NS 45R*	NS 29R*	NS 45R*	NS 45R*	NS 29R*	NS 29R*	NS 29R*	3142768150
30° angled								
200	NS 45R*	---	NS 29R*	NS 45R*	NS 29R*	NS 29R*	NS 29R*	3142668330
200	NS 45R*	---	NS 45R*	NS 45R*	NS 29R*	NS 29R*	NS 29R*	3142668350
200	NS 45R*	---	S 41 Rot.**	NS 45R*	NS 29R*	NS 29R*	NS 29R*	3142669370
200	NS 45R*	---	S 64 Rot.**	NS 45R*	NS 29R*	NS 29R*	NS 29R*	3142669380
200	KF 40/3	---	NS 45R*	NS 45R*	NS 29R*	NS 29R*	NS 29R*	3142698350
200	KF 40/3	---	S 64 Rot.**	NS 45R*	NS 29R*	NS 29R*	NS 29R*	3142699380
200	NS 45R*	NS 29R*	NS 29R*	NS 45R*	NS 29R*	NS 29R*	NS 29R*	3142768330
200	NS 45R*	NS 29R*	NS 45R*	NS 45R*	NS 29R*	NS 29R*	NS 29R*	3142768350
200	NS 45R*	NS 29R*	S 41 Rot.**	NS 45R*	NS 29R*	NS 29R*	NS 29R*	3142769370
200	NS 45R*	NS 29R*	S 64 Rot.**	NS 45R*	NS 29R*	NS 29R*	NS 29R*	3142769380
200	KF 40/	NS 29R*	NS 45R*	NS 45R*	NS 29R*	NS 29R*	NS 29R*	3142798350
200	KF 40/3	NS 29R*	S 64 Rot.**	NS 45R*	NS 29R*	NS 29R*	NS 29R*	3142799380
30° angled 20° angled								
200	NS 45R*	---	S 64 Rot.**	LF 60***	NS 29R*	NS 29R*	NS 29R*	3142669381
200	KF 40/3	---	S 64 Rot.**	LF 60***	NS 29R*	NS 29R*	NS 29R*	3142699381
200	KF 40/3	NS 29R	S 64 Rot.**	LF 60***	NS 29R*	NS 29R*	NS 29R*	3142799381

*R = Rodaviss (Socket with screw thread and lock nut) **Rot
 ***LF = Laboratory flange with 45° shoulder

**Rot = Rotulex (ungrinded spherical joint, with O-ring seal)

Lid adapter KF 300

Technical flange DN 300



mounting dimensions

center neck KF 15/3	175 mm
center neck KF 25/3	185 mm
center neck KF 40/3	205 mm
center neck NS 29	195 mm
center neck NS 45	205 mm
side neck straight NS 14	175 mm
side neck straight NS 29	185 mm
side neck straight NS 45	200 mm
side neck straight KF 15	165 mm
side neck straight KF 25	190 mm
side neck straight KF 40	200 mm

Purchase no.		DN		Side neck	Side neck	Side neck	Side neck	Purchase no.
		Center neck	Side neck					
		3:00 15° angled	6:00 15° angled	9:00 vertical	12:00 15° angled			high form
300	KF 15/3	---	---	---	---			3162132000
300	KF 15/3	KF 15/3	---	---	---			3162232101
300	KF 15/3	KF 15/3	---	KF 15/3 (15°)	---			3162332101
300	KF 25/3	---	---	---	---			3162142000
300	KF 25/3	KF 25/3	---	---	---			3162242101
300	KF 25/3	KF 25/3	---	KF 25/3 (15°)	---			3162342101
300	KF40/3	KF25/3	KF 25/3	KF 25/3 (15°)	KF 25/3			3162552110
300	NS 45R*	NS 45R*	---	NS 29R*	---			3162328120
300	NS 45R*	NS 45R*	NS 29R*	NS 29R*	---			3162428120
300	NS 45R*	NS 45R*	NS 29R*	NS 29R*	NS 29R*			3162528120

DN	Center neck	Side neck 1:30 vertical	Side neck 3:00 15° angled	Side neck 6:00 20° angled	Side neck 9:00 vertical	Side neck 10:30 vertical	Side neck 12:00 vertical	Purchase no. high form
300	NS 45R*	---	NS 45R*	LF 100	NS 29R*	NS 29R*	NS 29R*	3162628120
300	NS 45R*	NS 29R*	NS 45R*	LF 100	NS 29R*	NS 29R*	NS 29R*	3162728120

		30° angled	20° angled					
300	NS 45R*	---	NS 45R*	LF 100***	NS 29R*	NS 29R*	NS 45R*	3162628322
300	KF 40/3	---	NS 45R*	LF 100***	NS 29R*	NS 29R*	NS 45R*	3162658322
300	NS 45R*	NS 29R*	NS 45R*	LF 100***	NS 29R*	NS 29R*	NS 45R*	3162728322
300	KF 40/3	NS 29R*	NS 45R*	LF 100***	NS 29R*	NS 29R*	NS 45R*	3162758322
300	KF 40/3	---	KF 40/2	LF 100***	KF 15/3	KF 15/3	KF 40/2	3162652320
300	KF 40/3	---	KF 40/2	LF 100***	KF 25/3	KF 25/3	KF 40/2	3162652321
300	KF 40/3	---	KF 50/2	LF 100***	KF 15/3	KF 15/3	KF 40/2	3162652340
300	KF 40/3	---	KF 50/2	LF 100***	KF 25/3	KF 25/3	KF 40/2	3162652341
300	KF 40/3	KF 15/3	KF 40/2	LF 100***	KF 15/3	KF 15/3	KF 40/2	3162752320
300	KF 40/3	KF 25/3	KF 40/2	LF 100***	KF 25/3	KF 25/3	KF 40/2	3162752321
300	KF 40/3	KF 15/3	KF 50/2	LF 100***	KF 15/3	KF 15/3	KF 40/2	3162752340
300	KF 40/3	KF 25/3	KF 50/2	LF 100***	KF 25/3	KF 25/3	KF 40/2	3162752341
300	KF 40/3	KF 25/3	KF 50/2	LF 100***	KF 40/2	KF 25/3	KF 40/2	3162752342

S-Form, vertical

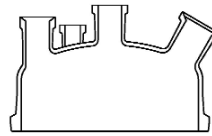
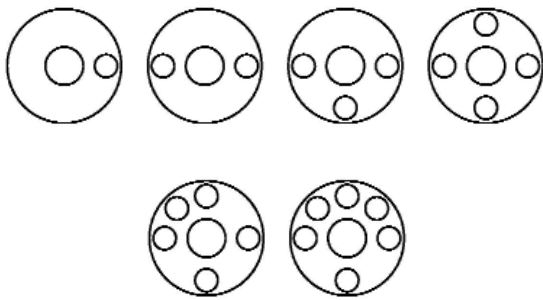
300	NS 45R*	---	S 64 Rot.**	LF 100***	NS 29R*	NS 29R*	NS 45R*	3162622542
300	NS 45R*	NS 29R*	S 64 Rot.**	LF 100***	NS 29R*	NS 29R*	NS 45R*	3162722542
300	KF 40/3	---	S 64 Rot.**	LF 100***	NS 29R*	NS 29R*	NS 45R*	3162652542
300	KF 40/3	NS 29R*	S 64 Rot.**	LF 100***	NS 29R*	NS 29R*	NS 45R*	3162752542
300	KF 40/3	---	KF40/2 S****	LF 100***	KF 15/3	KF 15/3	KF 40/2	3162652520
300	KF 40/3	---	KF40/2 S****	LF 100***	KF 25/3	KF 25/3	KF 40/2	3162652521
300	KF 40/3	---	KF50/2 S****	LF 100***	KF 15/3	KF 15/3	KF 40/2	3162652540
300	KF 40/3	---	KF50/2 S****	LF 100***	KF 25/3	KF 25/3	KF 40/2	3162652541
300	KF 40/3	KF 15/3	KF40/2 S****	LF 100***	KF 15/3	KF 15/3	KF 40/2	3162752520
300	KF 40/3	KF 25/3	KF40/2 S****	LF 100***	KF 25/3	KF 25/3	KF 40/2	3162752521
300	KF 40/3	KF 15/3	KF50/2 S****	LF 100***	KF 15/3	KF 15/3	KF 40/2	3162752540
300	KF 40/3	KF 25/3	KF50/2 S****	LF 100***	KF 25/3	KF 25/3	KF 40/2	3162752541
300	KF 40/3	KF 25/3	KF50/2 S****	LF 100***	KF 40/2	KF 25/3	KF 40/2	3162752542

*R = Rodaviss (Socket with screw thread and lock nut) **Rot
 ***LF = Laboratory flange with 45° shoulder

**Rot = Rotulex (ungrinded spherical joint, with O-ring seal)
 S**** S form, vertical, = offset axes.

Lid adapter KF 400

Technical flange DN 400



mounting dimensions	height
center neck KF 15/3	220 mm
center neck KF 25/3	230 mm
center neck KF 40/3	250 mm
center neck KF 80/3	250 mm
side neck straight KF 15	185 mm
side neck straight KF 25	200 mm
side neck straight KF 40	225 mm
side neck straight KF 80	235 mm

DN	Center neck	Side neck 3:00 15° angled	Side neck 6:00 15° angled	Side neck 9:00 15° angled	Side neck 12:00 vertical	Purchase no. high form
400	KF 25/3	---	---	---	---	3172142000
400	KF 25/3	KF 25/3	---	---	---	3172242101
400	KF 25/3	KF 25/3	---	KF 25/3	---	3172342101
400	KF40/3	KF25/3	KF 25/3	KF 25/3	KF 25/3	3172452110

DN	Center neck	Side neck 1:30 straight	Side neck 3:00 30° angled	Side neck 6:00 20° angled	Side neck 9:00 vertical	Side neck 10:30 vertical	Side neck 12:00 vertical	Purchase no. high form
400	KF 40/3	---	KF 50/2	LF 120***	KF 15/3	KF 15/3	KF 40/2	3172652340
400	KF 40/3	---	KF 50/2	LF 120***	KF 25/3	KF 25/3	KF 40/2	3172652341
400	KF 40/3	KF 15/3	KF 50/2	LF 120***	KF 15/3	KF 15/3	KF 40/2	3172752340
400	KF 40/3	KF 25/3	KF 50/2	LF 120***	KF 25/3	KF 25/3	KF 40/2	3172752341
400	KF 40/3	KF 25/3	KF 50/2	LF 120***	KF 40/2	KF 25/3	KF 40/2	3172752342

400	KF 80/3	---	KF 50/2	LF 100***	KF 15/3	KF 15/3	KF 40/2	3172672340
400	KF 80/3	---	KF 50/2	LF 100***	KF 25/3	KF 25/3	KF 40/2	3172672341
400	KF 80/3	---	KF 80/2	LF 100***	KF 15/3	KF 15/3	KF 40/2	3172672360
400	KF 80/3	---	KF 80/2	LF 100***	KF 25/3	KF 25/3	KF 40/2	3172672361
400	KF 80/3	KF 15/3	KF 50/2	LF 100***	KF 15/3	KF 15/3	KF 40/2	3172772340
400	KF 80/3	KF 25/3	KF 50/2	LF 100***	KF 25/3	KF 25/3	KF 40/2	3172772341
400	KF 80/3	KF 25/3	KF 50/2	LF 100***	KF 40/2	KF 25/3	KF 40/2	3172772342
400	KF 80/3	KF 15/3	KF 80/2	LF 100***	KF 15/3	KF 15/3	KF 40/2	3172772360
400	KF 80/3	KF 25/3	KF 80/2	LF 100***	KF 25/3	KF 25/3	KF 40/2	3172772361
400	KF 80/3	KF 25/3	KF 80/2	LF 100***	KF 40/2	KF 25/3	KF 40/2	3172772362

S-Form, Vertical

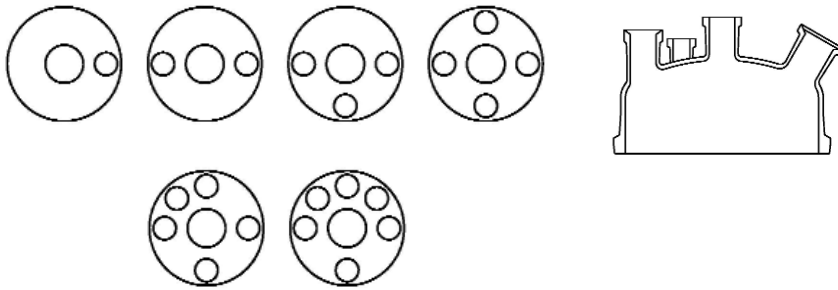
400	KF 40/3	---	KF 50/2 S****	LF 120***	KF 15/3	KF 15/3	KF 40/2	3172652540
400	KF 40/3	---	KF 50/2 S****	LF 120***	KF 25/3	KF 25/3	KF 40/2	3172652541
400	KF 40/3	KF 15/3	KF 50/2 S****	LF 120***	KF 15/3	KF 15/3	KF 40/2	3172752540
400	KF 40/3	KF 25/3	KF 50/2 S****	LF 120***	KF 25/3	KF 25/3	KF 40/2	3172752541
400	KF 40/3	KF 25/3	KF 50/2 S****	LF 120***	KF 40/2	KF 25/3	KF 40/2	3172752542
400	KF 80/3	---	KF 50/2 S****	LF 100***	KF 15/3	KF 15/3	KF 40/2	3172672540
400	KF 80/3	---	KF 50/2 S****	LF 100***	KF 25/3	KF 25/3	KF 40/2	3172672541
400	KF 80/3	---	KF 80/2 S****	LF 100***	KF 15/3	KF 15/3	KF 40/2	3172672560
400	KF 80/3	---	KF 80/2 S****	LF 100***	KF 25/3	KF 25/3	KF 40/2	3172672561
400	KF 80/3	KF 15/3	KF 50/2 S****	LF 100***	KF 15/3	KF 15/3	KF 40/2	3172772540
400	KF 80/3	KF 25/3	KF 50/2 S****	LF 100***	KF 25/3	KF 25/3	KF 40/2	3172772541
400	KF 80/3	KF 25/3	KF 50/2 S****	LF 100***	KF 40/2	KF 25/3	KF 40/2	3172772542
400	KF 80/3	KF 15/3	KF 80/2 S****	LF 100***	KF 15/3	KF 15/3	KF 40/2	3172772560
400	KF 80/3	KF 25/3	KF 80/2 S****	LF 100***	KF 25/3	KF 25/3	KF 40/2	3172772561
400	KF 80/3	KF 25/3	KF 80/2 S****	LF 100***	KF 40/2	KF 25/3	KF 40/2	3172772562

*R = Rodaviss (Socket with screw thread and lock nut) **Rot = Rotulex (ungrinded spherical joint, with O-ring seal)
 ***LF = Laboratory flange with 45° shoulder

S**** S form, vertical, = offset axes.

Lid adapter KF 450

Technical flange DN 450



mounting dimensions	height
center neck KF 25/3	225 mm
center neck KF 40/3	235 mm
center neck KF 80/3	235 mm
side neck straight KF 15	180 mm
side neck straight KF 25	190 mm
side neck straight KF 40	210 mm
side neck straight KF 80	225 mm

DN	Center neck	Side neck 3:00 15° angled	Side neck 6:00 15° angled	Side neck 9:00 15° angled	Side neck 12:00 straight	Purchase no. high form
450	KF 25/3	---	---	---	---	3182142000
450	KF 25/3	KF 25/3	---	---	---	3182242101
450	KF 25/3	KF 25/3	---	KF 25/3	---	3182342101
450	KF40/3	KF25/3	KF 25/3	KF 25/3	KF 25/3	3182452110

DN	Center neck	Side neck 1:30 straight	Side neck 3:00 30° angled	Side neck 6:00 20° angled	Side neck 9:00 vertical	Side neck 10:30 vertical	Side neck 12:00 vertical	Purchase no. high form
450	KF 80/3	---	KF 50/2	LF 120***	KF 15/3	KF 15/3	KF 40/2	3182672340
450	KF 80/3	---	KF 50/2	LF 120***	KF 25/3	KF 25/3	KF 40/2	3182672341
450	KF 80/3	---	KF 80/2	LF 120***	KF 15/3	KF 15/3	KF 40/2	3182672360
450	KF 80/3	---	KF 80/2	LF 120***	KF 25/3	KF 25/3	KF 40/2	3182672361
450	KF 80/3	KF 15/3	KF 50/2	LF 120***	KF 15/3	KF 15/3	KF 40/2	3182772340
450	KF 80/3	KF 25/3	KF 50/2	LF 120***	KF 25/3	KF 25/3	KF 40/2	3182772341
450	KF 80/3	KF 25/3	KF 50/2	LF 120***	KF 40/2	KF 25/3	KF 40/2	3182772342
450	KF 80/3	KF 15/3	KF 80/2	LF 120***	KF 15/3	KF 15/3	KF 40/2	3182772360
450	KF 80/3	KF 25/3	KF 80/2	LF 120***	KF 25/3	KF 25/3	KF 40/2	3182772361
450	KF 80/3	KF 25/3	KF 80/2	LF 120***	KF 40/2	KF 25/3	KF 40/2	3182772362

S-Form, Vertical

450	KF 80/3	---	KF 50/2 S****	LF 120***	KF 15/3	KF 15/3	KF 40/2	3182672540
450	KF 80/3	---	KF 50/2 S****	LF 120***	KF 25/3	KF 25/3	KF 40/2	3182672541
450	KF 80/3	---	KF 80/2 S****	LF 120***	KF 15/3	KF 15/3	KF 40/2	3182672560
450	KF 80/3	---	KF 80/2 S****	LF 120***	KF 25/3	KF 25/3	KF 40/2	3182672561
450	KF 80/3	KF 15/3	KF 50/2 S****	LF 120***	KF 15/3	KF 15/3	KF 40/2	3182772540
450	KF 80/3	KF 25/3	KF 50/2 S****	LF 120***	KF 25/3	KF 25/3	KF 40/2	3182772541
450	KF 80/3	KF 25/3	KF 50/2 S****	LF 120***	KF 40/2	KF 25/3	KF 40/2	3182772542
450	KF 80/3	KF 15/3	KF 80/2 S****	LF 120***	KF 15/3	KF 15/3	KF 40/2	3182772560
450	KF 80/3	KF 25/3	KF 80/2 S****	LF 120***	KF 25/3	KF 25/3	KF 40/2	3182772561
450	KF 80/3	KF 25/3	KF 80/2 S****	LF 120***	KF 40/2	KF 25/3	KF 40/2	3182772562

*R = Rodaviss (Socket with screw thread and lock nut) **Rot
 ***LF = Laboratory flange with 45° shoulder

**Rot = Rotulex (ungrinded spherical joint, with O-ring seal)
 S**** S form, vertical, = offset axes.